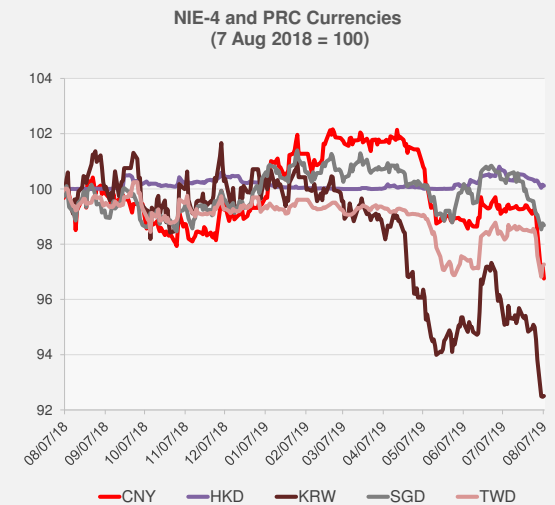
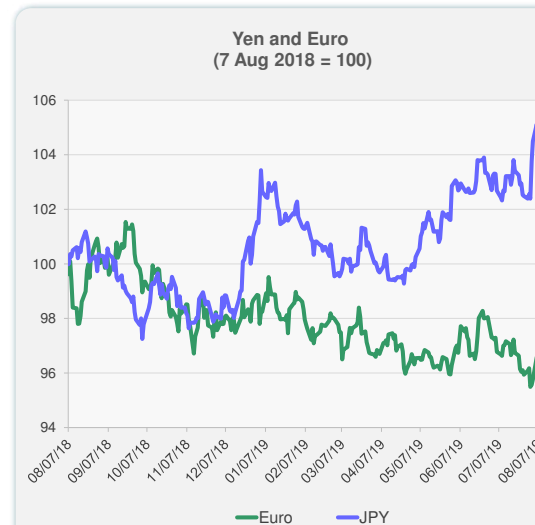
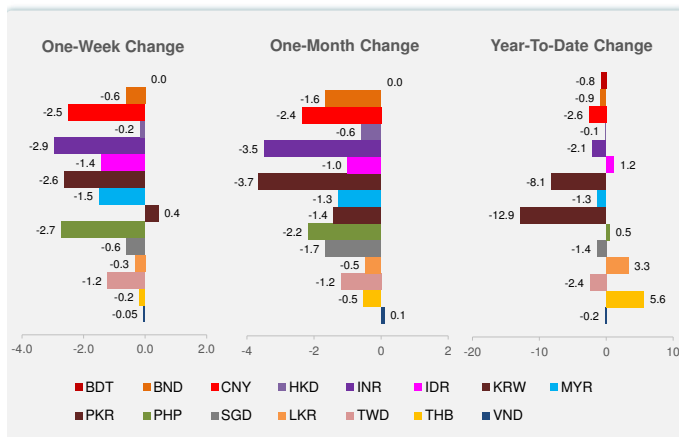
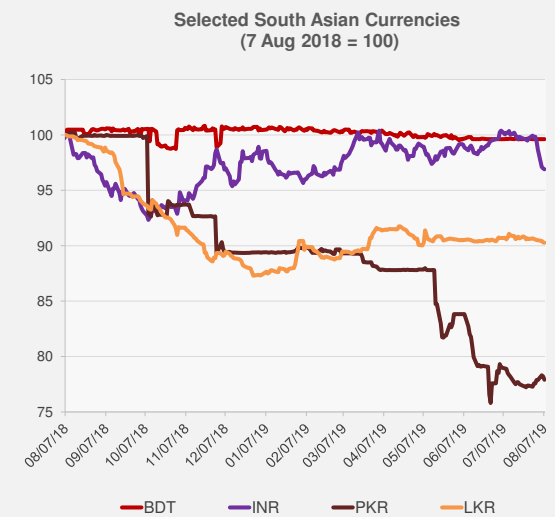
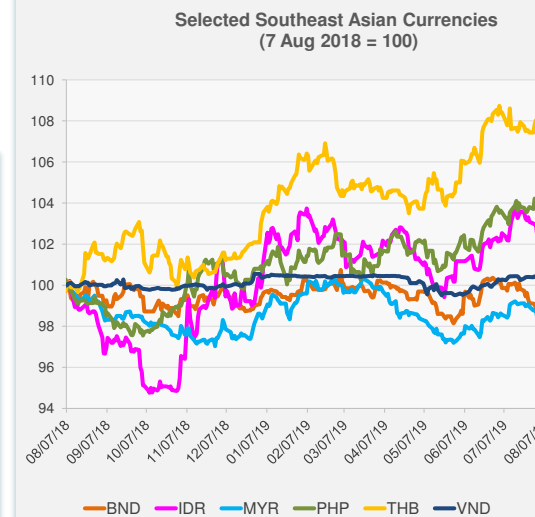


	Latest Closing	% change from Previous Day	% change from 01-Jan-19
Euro	0.89	0.00	-2.32
Japanese yen (JPY)	106.27	0.19	3.27
Bangladeshi taka (BDT)	84.53	0.00	-0.77
Brunei dollar (BND)	1.38	-0.07	-0.86
Chinese yuan (CNY)	7.06	-0.49	-2.57
Hong Kong dollar (HKD)	7.84	-0.04	-0.12
Indian rupee (INR)	70.89	-0.09	-2.05
Indonesian rupiah (IDR)	14,225.00	0.37	1.16
Korean won (KRW)	1,214.85	0.03	-8.15
Malaysian ringgit (MYR)	4.19	0.05	-1.32
Pakistan rupee (PKR)	159.38	-0.39	-12.87
Philippine peso (PHP)	52.32	-0.69	0.49
Singapore dollar (SGD)	1.38	-0.07	-1.40
Sri Lanka rupee (LKR)	176.97	-0.04	3.32
Taipei,China NT dollar (TWD)	31.48	0.07	-2.43
Thai baht (THB)	30.81	-0.15	5.64
Vietnamese dong (VND)	23,216.00	0.18	-0.18



NIE = Newly Industrialized Economies

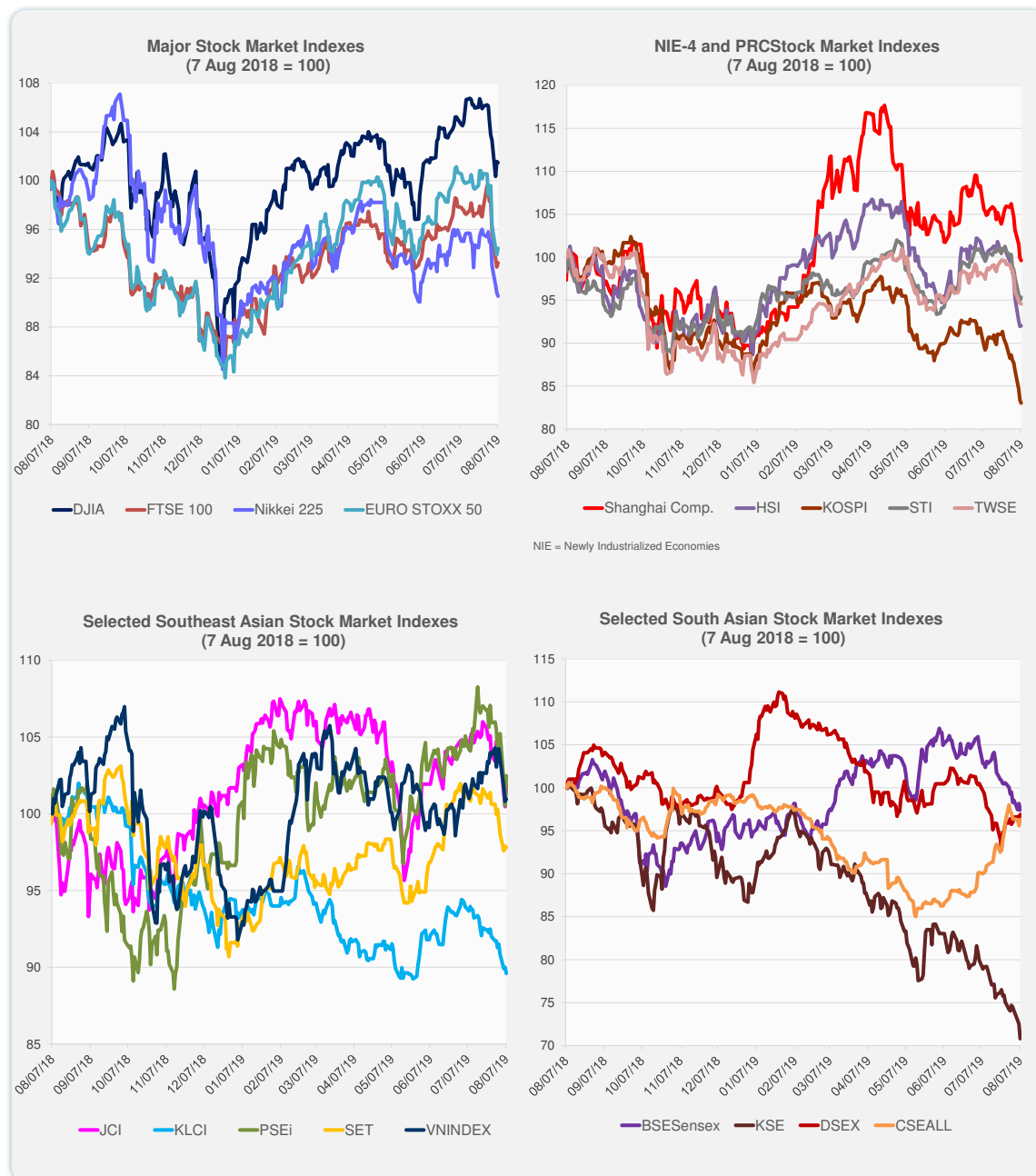
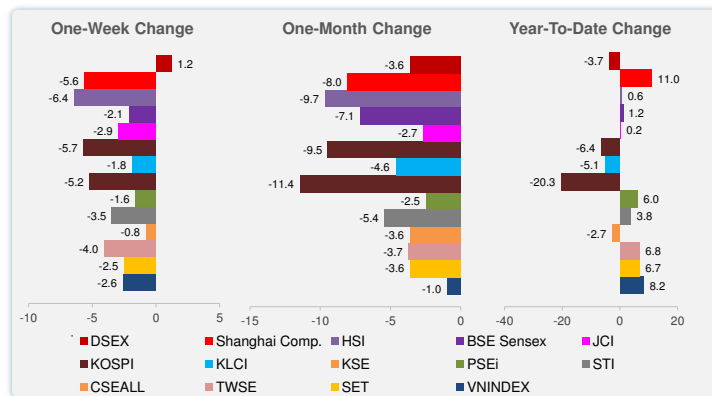


Note: Negative/Decreasing values indicate depreciation of local currency, and positive/increasing values indicate appreciation.
Source: Bloomberg.



Source: Bloomberg.

	Latest Closing	% change from Previous Day	% change from 01-Jan-19
US Dow Jones Ind Avg	26,007.07	-0.09	11.49
US NASDAQ	7,862.83	0.38	18.50
US S&P 500	2,883.98	0.08	15.04
UK FTSE 100	7,198.70	0.38	6.99
EURO STOXX 50	3,309.99	0.56	10.28
Japan NIKKEI 225	20,516.56	-0.33	2.51
Bangladesh DSEX	5,187.29	0.52	-3.68
PRC Shanghai Comp.	2,768.68	-0.32	11.02
Hong Kong, China HSI	25,997.03	0.08	0.59
India BSE Sensex	36,690.50	-0.77	1.20
Indonesia JCI	6,204.20	1.38	0.16
Korea, Rep. of KOSPI	1,909.71	-0.41	-6.43
Malaysia KLCI	1,604.70	-0.44	-5.08
Pakistan KSE 100	30,277.45	-2.33	-20.31
Philippines PSEi	7,917.39	1.94	6.05
Singapore STI	3,184.69	0.45	3.78
Sri Lanka CSEALL	5,889.68	0.73	-2.69
Taipei, China TWSE	10,386.18	-0.08	6.77
Thailand SET	1,669.44	-0.12	6.75
Viet Nam VNINDEX	965.93	0.14	8.22



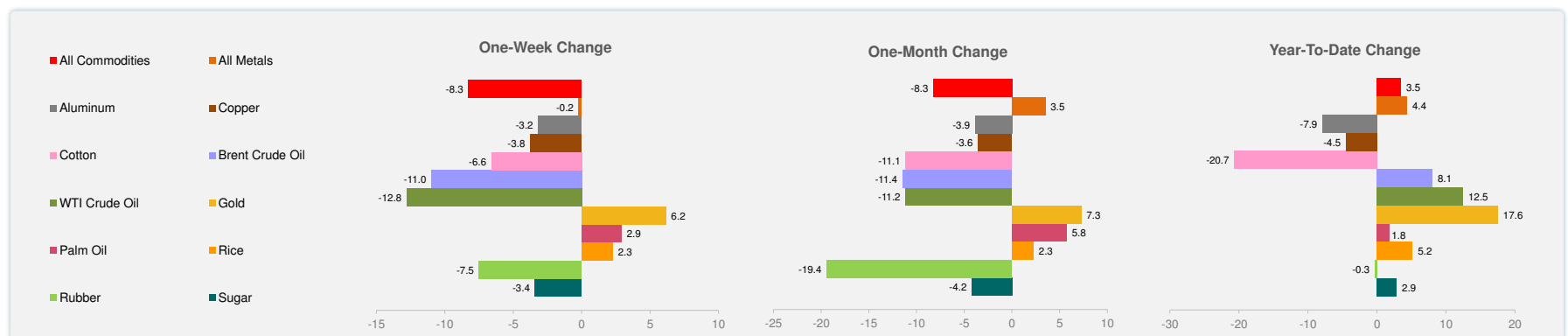
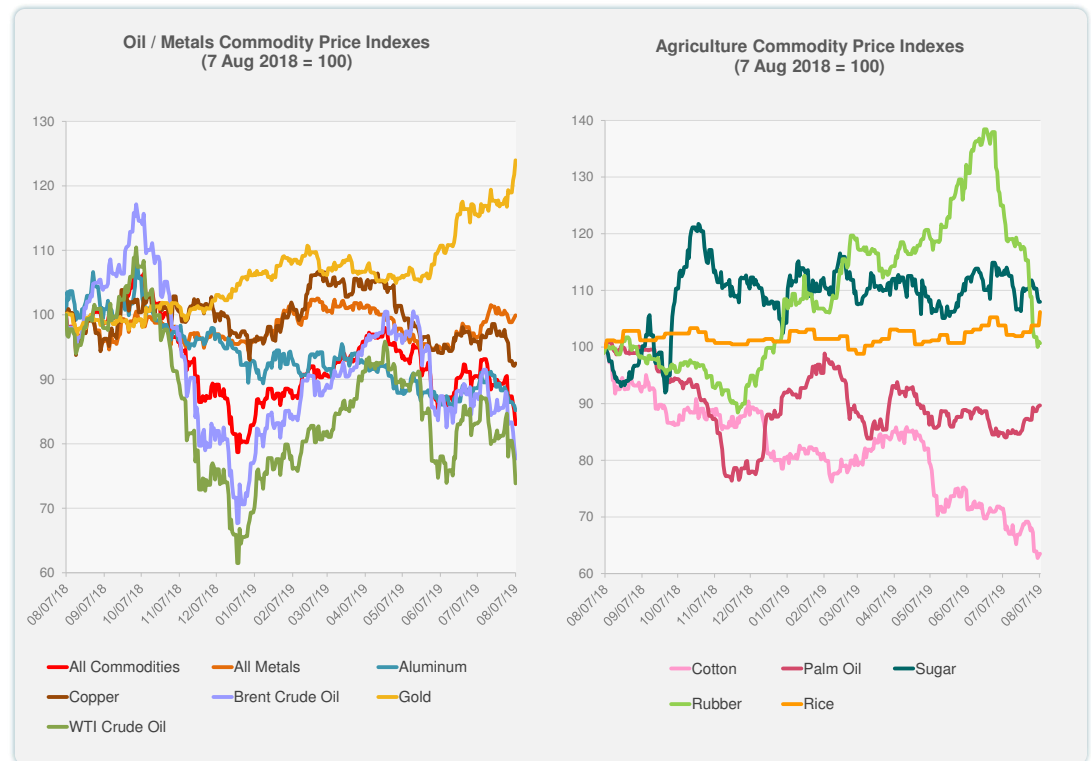
Source: Bloomberg.



Source: Bloomberg.

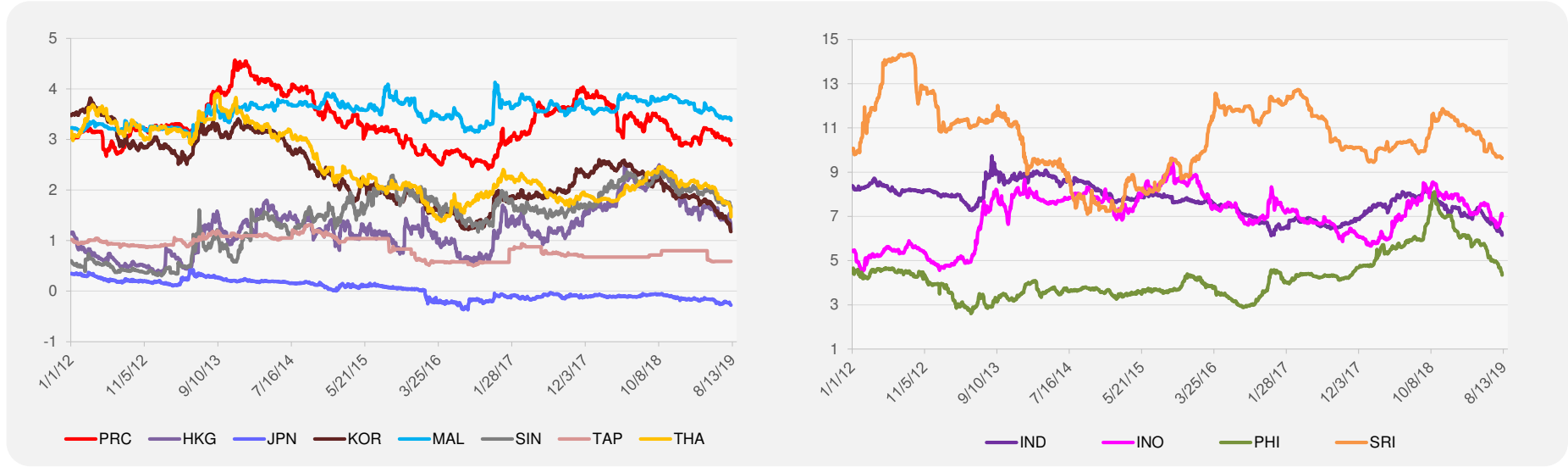
	Unit	Latest Closing	% change from Previous Day	% change from 01-Jan-19
S&P All Commodities	US\$	387.47	-2.53	3.51
S&P All Metals	US\$	213.22	0.37	4.40
Aluminum	US\$/metric ton	1,715.00	-0.85	-7.93
Copper	US\$/metric ton	5,680.00	0.42	-4.52
Cotton	US cents/lb	55.08	0.57	-20.69
Brent Crude Oil	US\$/barrel	57.08	-2.31	8.07
WTI Crude Oil	US\$/barrel	51.09	-4.74	12.51
Gold	US\$/troy oz	1,501.28	1.82	17.56
Palm Oil	US\$/metric tonne	480.78	0.12	1.78
Rice ¹	US\$/metric ton	446.00	2.29	5.19
Rubber ²	US\$/kg	148.00	-0.27	-0.34
Sugar	US cents/lb	12.47	0.00	2.89

¹ Latest closing price from 7 August 2019.
² Singapore Exchange, Ribbed Smoked Sheet Rubber.

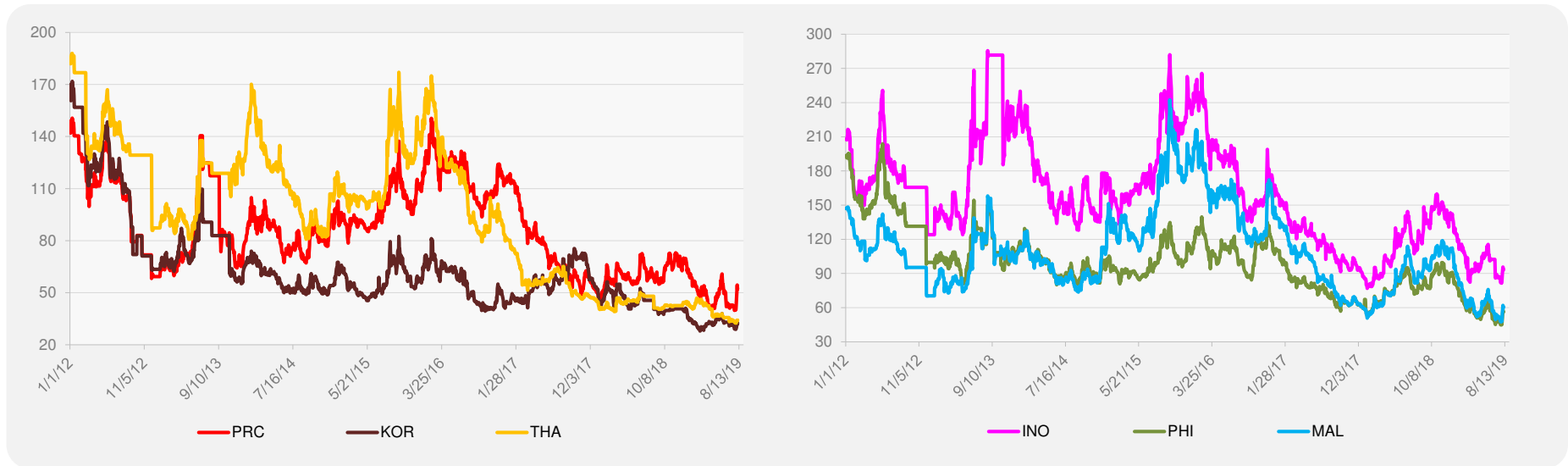


Source: Bloomberg.

5-YEAR LOCAL CURRENCY GOVERNMENT BOND YIELDS (%)



5-YEAR CREDIT DEFAULT SWAP¹



¹ In USD and based on sovereign bonds.
Source: Bloomberg.